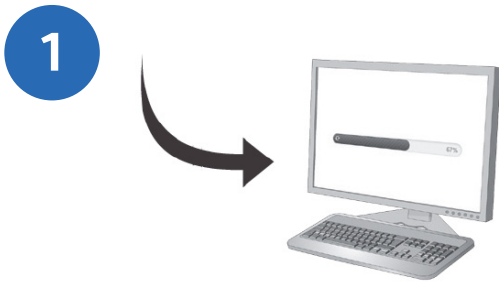
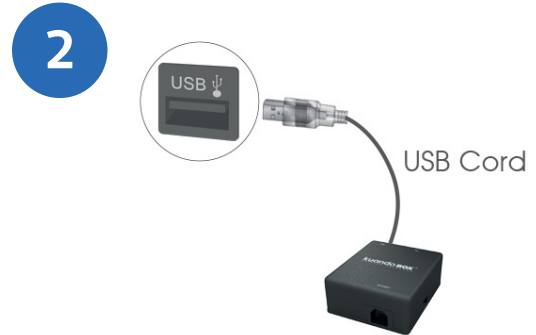


Quick User Guide

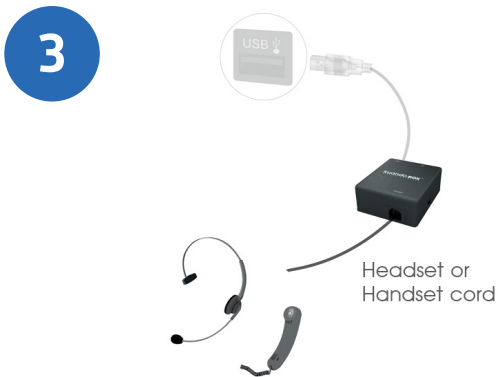
KuandoBOX Setup



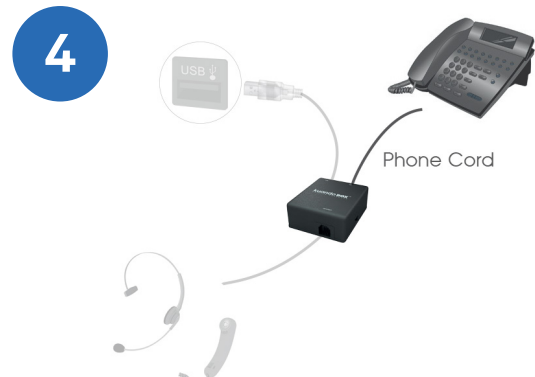
Download and install the [software](#).



Plug the USB cord into your computer.



Plug your headset or handset into the Headset slot.



4. Plug your telephone into the Tel slot.



The selection switches on the side of the box control the wiring of the telephone and headset.

The switches have the factory setting "I". Move them to "II" if you are using a Cisco phone.

For immediate technical or setup assistance, call us
M-F 8:00 a.m. - 6:00 p.m. CST at
800.641.6416 or chat with us online!